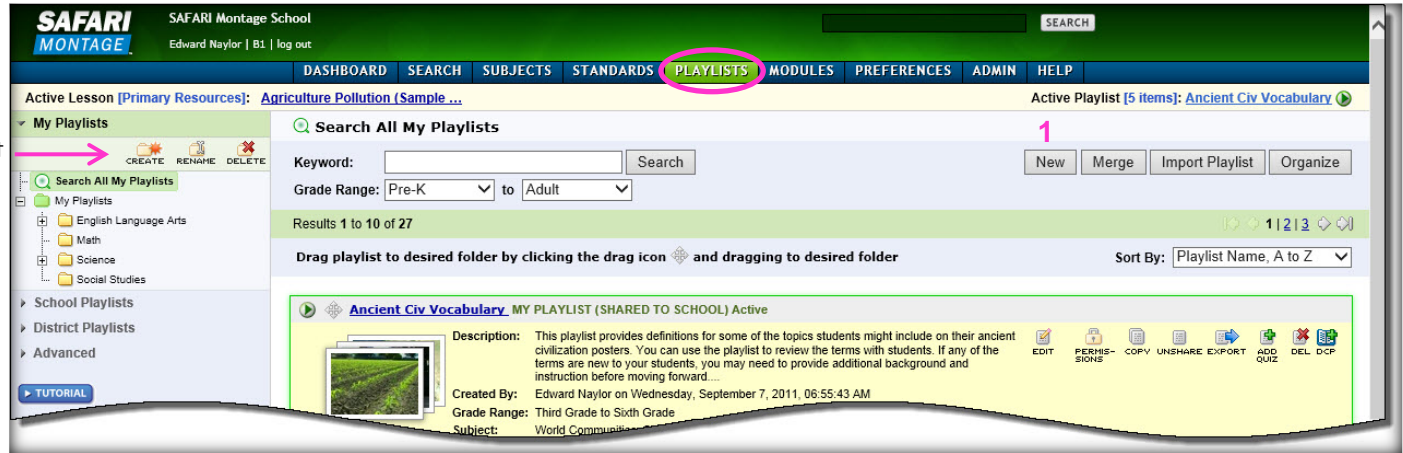


# SAFARI MONTAGE Playlists

Playlists are customized collections of digital learning objects for playback that are designed for a specific purpose. Playlist media can include videos and video segments, images, audio, interactive whiteboard files, interactive files, ebooks, web links and documents that are organized and annotated to support your curriculum. Playlists can also be created by students and submitted as a response to an Assignment in Digital Curriculum Presenter.

## Creating a Playlist

Begin by selecting Playlists from the main navigation menu to open My Playlists.



1. To create a new Playlist, click **New**.
2. Enter the new Playlist information in the screen that opens (*right*). Include a title, subjects, grade range and comments. The abstract comments communicate the Playlist objectives, purpose and any specific instructions for use of the Playlist by others when the Playlist is shared.
3. To manage your Playlists, you can assign them to an existing folder in the My Playlists directory using the **My Folder** dropdown.<sup>†</sup>
4. To allow others to view your Playlist, select either **School** or **District** in the **Share this Playlist?** dropdown. If you are not ready to share, simply select **No**, and you can do so at a later time.
5. Click Save and the new Playlist is created.

2 Enter new playlist information.

Playlist Title: "The Raven" by Edgar Allan Poe

Subject: English Language Arts, Poetry

User: upload

Grade Range: Grade 9 to Grade 10


Comments: figurative and connotative meanings; analyze the cumulative impact of specific word choices on meaning and tone (e.g., how the language evokes a sense of time and place, how it sets a formal or informal tone).  
Use with students to help them analyze Edgar Allan Poe's "The Raven" to uncover the meaning behind the poem's words and phrases. Then analyze the impact of specific word choices by Poe and determine how they contribute to the overall meaning and tone of the poem.  
(Max Length is 1000 characters)

My Folder: 3 My Playlists > English Language Arts

Share this Playlist? 4 No To share your playlist to the district, you will need to add a title.



Suggested District Folder: District Folders

5 Save Cancel




<sup>†</sup> To organize your Playlists, use the folder tools found on the left side of the **Playlists** page to create, rename or delete folders. Click the  icon and drag to drop a Playlist to into a folder.







*Tip: Sharing a Playlist to the school does not require approval. If sharing the Playlist to the district, it may go into an approval queue for review before others can use it. Be sure to follow any established naming protocols and requirements for shared Playlists as set by your school or district.*

## Adding Learning Objects to a Playlist

From the Playlist, click **Add More Clips to My Playlist**. This will navigate you to the keyword search screen. Notice that the Playlist is now the **Active Playlist** and a link is provided at the top of the screen for your reference. You can use any search method to locate content and add it to the active playlist. When you have located a learning object you would like to add to the Playlist, click the  icon. It will change to the  icon, indicating that it was added to the Active Playlist. To review the Playlist, use the Active Playlist link to quickly navigate to the Playlist page.

## Developing a Playlist & Playlist Actions

To further develop the Playlist, you can order the learning objects by using the  /  tools. Use the  tool to rename the segment title as it appears in the Playlist and add comments to each learning object such as instructions or guiding questions. Some of the additional actions available for the Playlist include:

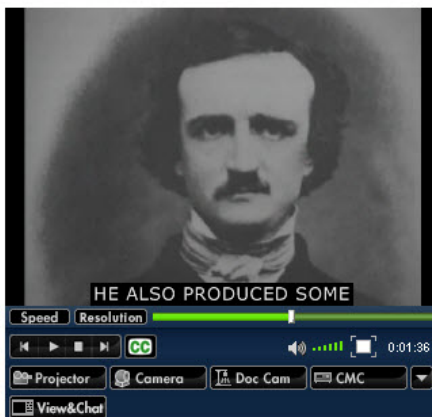
- |   |   |   |  |
|---|---|---|--|
|  | Play the Playlist or individual learning objects. To play the Playlist, choose between <b>Automatic</b> or <b>Manual</b> . Depending on the resources, it may have to be played manually. |  | For shared Playlists, manage which user types can view the Playlist.                           |
|   | This icon will provide a permanent link for use in external applications to quickly navigate directly to the Playlist.  |  | Export a .mpls file you can save and upload to the SAFARI Montage HDNetwork Playlist Exchange. |
|  | Edit the main Playlist information or share the Playlist.   |  | Add a basic multiple choice quiz that will be attached to the Playlist.                        |

SAFARI MONTAGE SAFARI Montage School Edward Naylor | B1 | log out SEARCH

DASHBOARD
SEARCH
SUBJECTS
STANDARDS
PLAYLISTS
MODULES
PREFERENCES
ADMIN
HELP

Active Lesson [Primary Resources]: [Agriculture Pollution \(Sample ...](#)

Active Playlist [6 items]: ["The Raven" by Edgar...](#)



 SMART Board

[TUTORIAL](#)

### Bookmark Video Segment

Start Point:  End Point:

[Save to Playlist](#) [Save to Lesson](#) [Preview Segment](#)

## Adding Bookmark Segments

For video and audio, you may create a custom segment using the Bookmark tool. While the clip is playing, select a specific **Start Point** and **End Point**. Use the **Preview Segment** to review and edit the specific time codes. When satisfied with your custom segment, click **Save to Playlist**.

### "The Raven" by Edgar Allan Poe

[Add More Clips to My Playlist](#)

Supports the following CCSS Standard:

- CCSS.ELA-Literacy.RL.9-10.4 Determine the meaning of words and phrases as they are used in the text, including figurative and connotative meanings; analyze the cumulative impact of specific word choices on meaning and tone (e.g., how the language evokes a sense of time and place; how it sets a formal or informal tone).

Use with students to help them analyze Edgar Allan Poe's "The Raven" to uncover the meaning behind the poem's words and phrases. Then analyze the impact of specific word choices by Poe and determine how they contribute to the overall meaning and tone of the poem.

**Sharing:** MY PLAYLIST (SHARED TO DISTRICT)  
**Folder:** My Playlists > English Language Arts  
**Subject:** English Language Arts  
**Creator:** [Edward Naylor](#)  
**Viewable By:** All Users  
**Grade Range:** Grade 9 to Grade 10  
**Created:** Tuesday, March 25, 2014, 09:29:20 AM

### Multimedia Slide Show


[Automatic](#) [Manual](#)  
 One or more items within this playlist cannot be played automatically.



Running Time: 21 min 31 sec

#### 1845: Edgar Allan Poe Publishes "The Raven"



**Type:** Chapter  
**Media:**   
**Running Time:** 3 min 13 sec  
**Segment From:** [Great American Authors: 1650-1845](#)

**My comments:** Provide students with an introduction to Edgar Allan Poe and "The Raven" with this short video clip. After watching the video, provide students with a copy of "The Raven."



[TUTORIAL](#)

*Note: For more information on Playlists, click the [TUTORIAL](#) button from the Dashboard or Playlist page to review a tutorial video. You can also access the system Help using the button on the main navigation menu.*